




STATE ENERGY PROFILE

Sources of electricity in Hawaii



Legend
 Wind
 Other
 Geothermal

300

High-paying, permanent jobs created at a new small modular reactor plant

394

Operating and retired coal plant sites that could be converted to nuclear plants

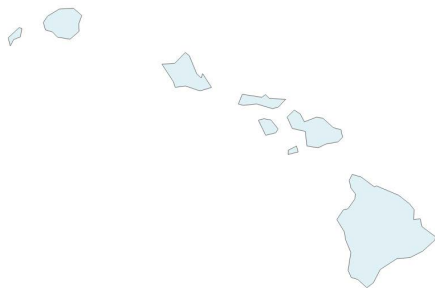
State Carbon Goals

100% renewable energy by 2045

Utility Carbon Goals

Hawaiian Electric

NUCLEAR PLANTS



25%

Share of nuclear workers that are veterans

5

Multiple unit small modular reactor plants planned for operation by 2035

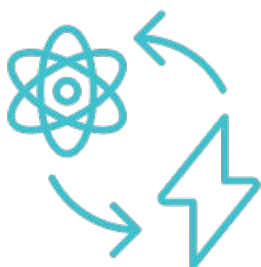
250

Number of additional U.S. jobs created by 100 nuclear jobs

Nuclear News

U.S. Congress supports nuclear & other clean energy in the 2021 Bipartisan Infrastructure Law and 2022 Inflation Reduction Act.

WHY NUCLEAR?



Nuclear powers America's cities and towns with reliable, 24/7 clean energy.



Nuclear energy creates jobs and supports local communities, with each of today's large operating reactors providing 500 to 800 jobs.



Nuclear energy is the largest source of emissions-free energy in the United States.

NUCLEAR POWER ACROSS THE U.S.



94
reactors

53
plants

28
states

45.5%

share of carbon-free electricity generated by nuclear energy

437M

metric tons of carbon emissions avoided in 2023

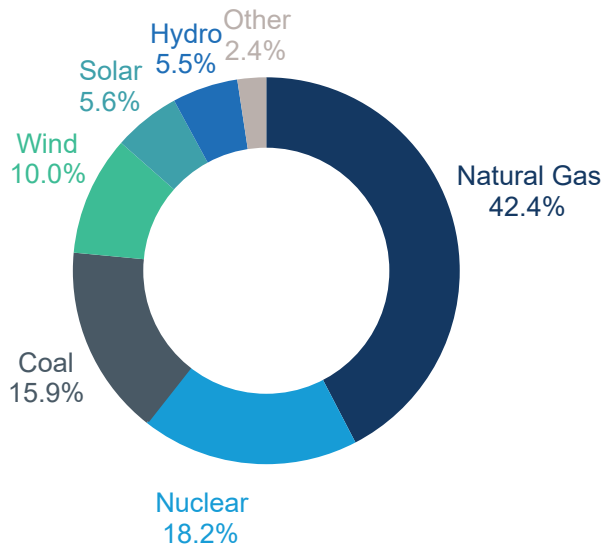
250,000

well-paying, sustainable direct and indirect jobs in the nuclear industry

93.0%

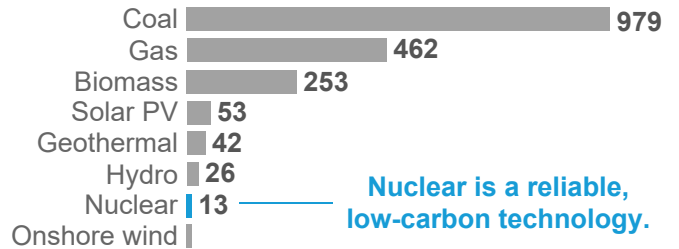
capacity factor of U.S. nuclear plants in 2023 as a reliable electricity source

U.S. GENERATION BY FUEL SOURCE 2023



COMPARISON OF LIFECYCLE EMISSIONS

Tons of Carbon Dioxide Equivalent per Gigawatt-Hour



Nuclear is a reliable, low-carbon technology.

5

uranium pellets generate a household's annual electricity, compared to 5 tons of coal



URANIUM FUEL PELLETS
THE SIZE OF YOUR FINGERTIP