

STATE ENERGY PROFILE

Sources of electricity in Tennessee



2,000

High-paying, reliable jobs provided by Tennessee's nuclear plants

79.4%

Nuclear's share of Tennessee's carbon-free electricity, complementing wind and solar


State Carbon Goals

None

Utility Carbon Goals

Tennessee Valley Authority

NUCLEAR PLANTS



91.6%

Capacity factor of nuclear plants in Tennessee from 2021 to 2023

26.6 million

Metric tons of carbon emissions avoided by nuclear energy in Tennessee

2.7 million

Number of homes powered by nuclear energy in Tennessee

Nuclear News

In 2023, Governor Lee boosted Tennessee nuclear companies with the Fast Track fund.

Tennessee passed legislation to define nuclear as clean energy in 2023

The Governor established a Nuclear Energy Advisory Committee in 2023.

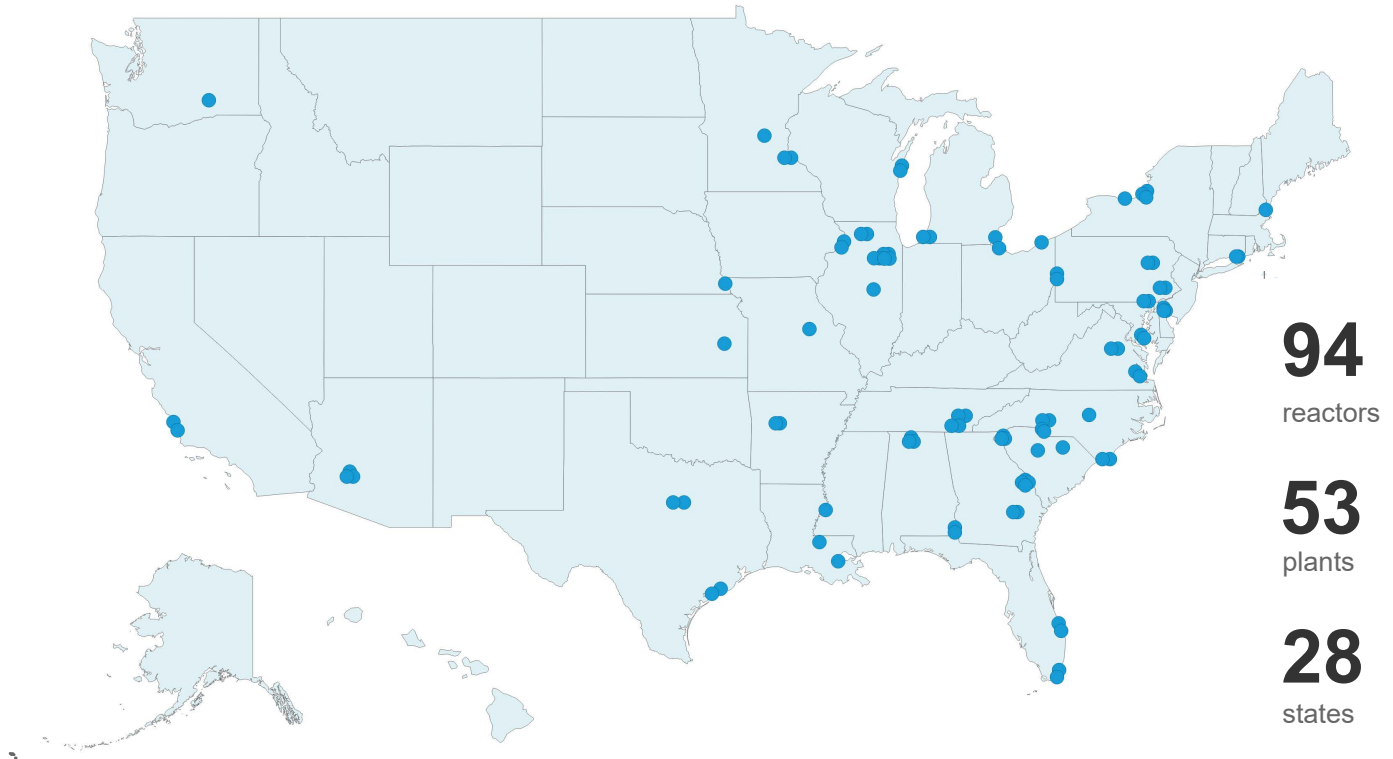
TRISO-X will create 400+ jobs as it builds the first HALEU manufacturing facility in the U.S.

TVA is building GE-Hitachi's BWRX-300 with Ontario Power & Synthos Green Energy.

REACTOR DETAILS

Reactor Name	County	Majority Owner(s)	Capacity (MW)	Capacity Factor (%)	License End Year
Sequoyah 1	Hamilton	TVA	1,152	92.6%	2040
Sequoyah 2	Hamilton	TVA	1,126	93.6%	2041
Watts Bar 1	Rhea	TVA	1,123	95.7%	2035
Watts Bar 2	Rhea	TVA	1,122	84.6%	2055

NUCLEAR POWER ACROSS THE U.S.



94
reactors

53
plants

28
states

45.5%

share of carbon-free electricity generated by nuclear energy

437M

metric tons of carbon emissions avoided in 2023

250,000

well-paying, sustainable direct and indirect jobs in the nuclear industry

93.0%

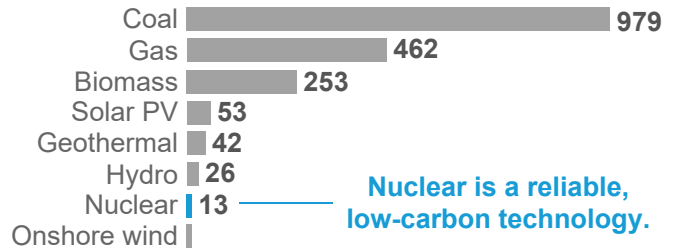
capacity factor of U.S. nuclear plants in 2023 as a reliable electricity source

U.S. GENERATION BY FUEL SOURCE 2023



COMPARISON OF LIFECYCLE EMISSIONS

Tons of Carbon Dioxide Equivalent per Gigawatt-Hour



Nuclear is a reliable, low-carbon technology.

5

uranium pellets generate a household's annual electricity, compared to 5 tons of coal

