

STATE ENERGY PROFILE

Sources of electricity in Oklahoma



Legend
 Coal
 Other

300

High-paying, permanent jobs created at a new small modular reactor plant

394

Operating and retired coal plant sites that could be converted to nuclear plants

State Carbon Goals

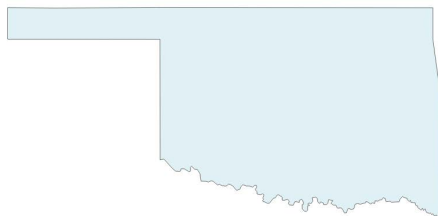
None

Utility Carbon Goals

American Electric Power

Oklahoma Gas & Electric

NUCLEAR PLANTS



25%

Share of nuclear workers that are veterans

5

Multiple unit small modular reactor plants planned for operation by 2035

250

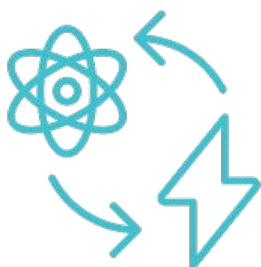
Number of additional U.S. jobs created by 100 nuclear jobs

Nuclear News

Oklahoma passed a Low Carbon Initiative bill in 2024 that includes nuclear.

U.S. Congress supports nuclear & other clean energy in the 2021 Bipartisan Infrastructure Law and 2022 Inflation Reduction Act.

WHY NUCLEAR?



Nuclear powers America's cities and towns with reliable, 24/7 clean energy.

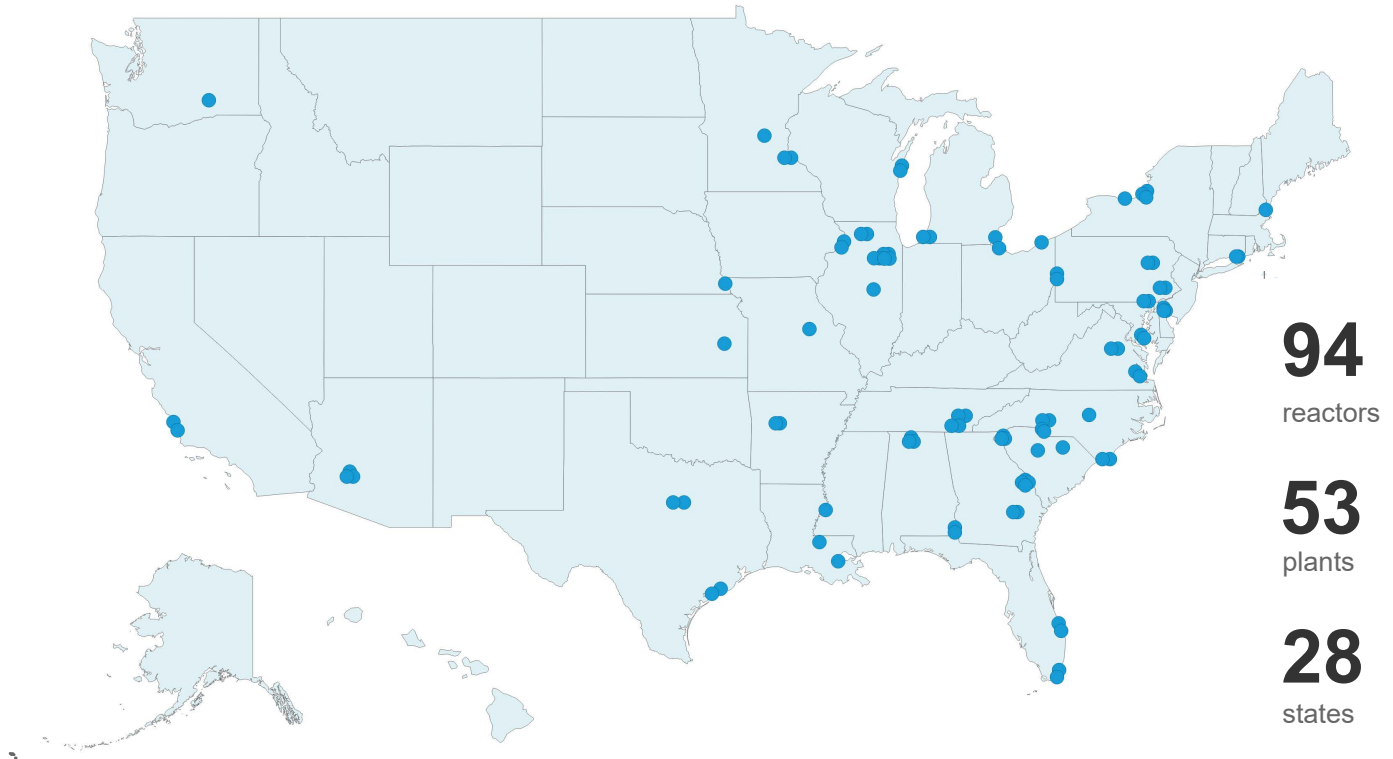


Nuclear energy creates jobs and supports local communities, with each of today's large operating reactors providing 500 to 800 jobs.



Nuclear energy is the largest source of emissions-free energy in the United States.

NUCLEAR POWER ACROSS THE U.S.



94
reactors

53
plants

28
states

45.5%

share of carbon-free electricity generated by nuclear energy

437M

metric tons of carbon emissions avoided in 2023

250,000

well-paying, sustainable direct and indirect jobs in the nuclear industry

93.0%

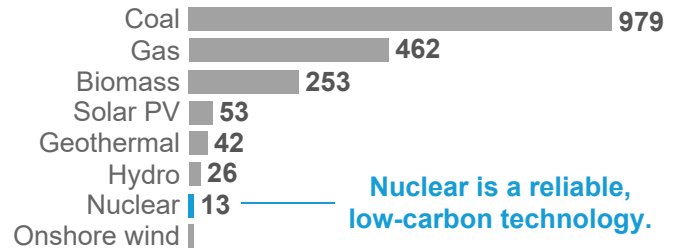
capacity factor of U.S. nuclear plants in 2023 as a reliable electricity source

U.S. GENERATION BY FUEL SOURCE 2023



COMPARISON OF LIFECYCLE EMISSIONS

Tons of Carbon Dioxide Equivalent per Gigawatt-Hour



Nuclear is a reliable, low-carbon technology.

5

uranium pellets generate a household's annual electricity, compared to 5 tons of coal

